

ERSTE RESPONSIBLE STOCK DIVIDEND

Jointly owned fund pursuant to the InvFG

Annual Report 2022/23

Contents

General Information about the Investment Firm	3
Development of the Fund	4
Method of Calculating the Global Exposure.....	6
Asset Allocation	6
Comparative Overview	7
Disbursement/Payment	8
Income Statement and Changes in Fund Assets.....	9
Statement of Assets and Liabilities as of 28 February 2023	12
Remuneration Policy	18
Audit Report*	20
Annex Sustainability-Related Information	23
Fund Rules.....	39

General Information about the Investment Firm

The company	Erste Asset Management GmbH Am Belvedere 1, A-1100 Vienna Telephone: +43 05 0100-19777, fax: +43 05 0100-919777
Registered capital	EUR 2.50 million
Shareholders	Erste Group Bank AG (64.67%) Erste Bank der österreichischen Sparkassen AG (22.17%) Steiermärkische Bank und Sparkassen Aktiengesellschaft (3.30%) Tiroler Sparkasse Bankaktiengesellschaft Innsbruck (1.74%) DekaBank Deutsche Girozentrale, Frankfurt (1.65%) „Die Kärntner“ Trust-Vermögensverwaltungsgesellschaft m. b. H. & Co KG (1.65%) Salzburger Sparkasse Bank Aktiengesellschaft (1.65%) Sieben Tiroler Sparkassen Beteiligungsgesellschaft m. b. H. (1.65%) NÖ-Sparkassen Beteiligungsgesellschaft m. b. H. (0.76%) VIENNA INSURANCE GROUP AG Wiener Versicherung Gruppe (0.76%)
Supervisory Board	Rudolf SAGMEISTER (Chairman) Manfred BARTALSZKY Maximilian CLARY UND ALDRINGEN Harald GASSER Gerhard GRABNER Harald Frank GRUBER Oswald HUBER (Deputy Chairman – from 21.09.2022) Radovan JELASITY Ertan PISKIN (from 10.10.2022) Peter PROBER Rupert RIEDER (until 21.09.2022) Gabriele SEMMELROCK-WERZER Reinhard WATTL Gerald WEBER Appointed by the Works Council: Martin CECH Regina HABERHAUER Heinrich Hubert REINER Peter RIEDERER Nicole WEINHENGST Manfred ZOUREK
Managing directors	Heinz BEDNAR Winfried BUCHBAUER Peter KARL Thomas KRAUS
Prokuristen (proxies)	Karl FREUDENSCHUSS Manfred LENTNER Günther MANDL Gerold PERMOSER Magdalena REISCHL Oliver RÖDER
State commissioners	Wolfgang EXL (from 01.09.2022) Angelika SCHÄTZ Wolfgang TRISKO (until 14.05.2022)
Auditor	Ernst & Young Wirtschaftsprüfungsgesellschaft m.b.H.
Depository bank	Erste Group Bank AG

Dear Unit-holder,

We are pleased to present you the following annual report for the ERSTE RESPONSIBLE STOCK DIVIDEND jointly owned fund pursuant to the InvFG for the accounting year from 1 March 2022 to 28 February 2023.

Even as the COVID-19 pandemic spreads, we are not losing sight of our responsibility to manage the assets entrusted to our care in a manner that maintains our ability to act on the capital markets and that enables us to make the best possible allocation decisions.

Modern technology also allows us to meet these obligations in full via teleworking.

Development of the Fund

Market report

ERSTE RESPONSIBLE STOCK DIVIDEND is a sustainability equity fund that primarily invests in shares of selected companies from the developed markets around the world. The Fund invests solely in shares that meet EAM's strict sustainability criteria. Shares of companies that are pioneers in environmental, social, and governance issues are the primary focus in all investment decisions. Ethical aspects are also taken into account to facilitate a holistic ESG approach. Share picks centre on large to mid caps offering attractive dividend yields and exhibiting relatively low price fluctuations in the past. The Fund follows a rule-based investment policy built around purely quantitative criteria, and the portfolio is restructured twice a year. The Fund normally has an investment rate of 100% and holds virtually no cash. Foreign currency risks are generally not hedged, but hedging is possible.

The financial year just gone was dominated initially by the war in Ukraine before inflation data began to drive market developments.

Following earlier price losses, the equity markets gained some ground at the start of the period and recovered from February's lows, encouraged by steady economic growth in the USA and the positive corporate earnings trend. The Russia/Ukraine conflict led to a significant rise in commodity prices and thus to higher inflation expectations, particularly in Europe. This led investors to focus increasingly on an imminent shift in Eurozone interest rate policy and piled further pressure on the US bond markets due to the likelihood of more key rate hikes. Almost all bond segments suffered major price losses in March. The war in Ukraine, high inflation, and a restrictive interest rate policy continued to dominate the financial markets in the months that followed. Despite global economic growth and a robust corporate earnings trend overall, a few disappointing sets of corporate results darkened equity investors' moods somewhat in April and resulted in price losses. Global equities lost nearly 7% in local currency. The negative trend on the bond markets persisted, although investments in foreign currencies in particular proved largely immune due to the weak euro. High inflation and higher key rates fuelled growing fears among market players over global economic growth prospects and overshadowed a generally attractive valuation level on the equity markets, which suffered price losses that were severe in some cases. Caught in the crossfire between higher key rates and growing fears of a recession, the bond markets also stayed volatile due to the persistently high inflation. The hope that an economic slowdown would push inflation down and prompt the US Fed to pause its rate hike cycle, coupled with the sustained positive earnings trend, gave equity investors renewed confidence in July. This ushered in a positive price trend on the financial markets. The US Fed's announcement in August of its intention to maintain its restrictive interest rate policy in order to achieve its 2% inflation target and thus take an economic downturn on the chin caused disappointment amongst investors. Losses were modest amongst global equities and severe in the bond segments, especially Eurozone government bonds. Foreign-currency bond segments were able to escape the negative trend once again. October saw a recovery on the equity markets sparked by the hope that the US Fed would be able to taper its restrictive interest rate policy in the foreseeable future thanks to falling inflation in the USA, consistent corporate results, and burgeoning optimism. The

price trend on the bond markets continued to paint a mixed picture, with US high yield bonds and euro-denominated inflation-indexed bonds amongst the asset classes delivering the best returns. Investors remained upbeat in November, buoyed by falling consumer prices in the USA and the expectation of a loosening of the US Fed's restrictive interest rate policy that these brought. Capital market players grew more risk-averse once again towards the end of 2022 as prospects of a more measured US interest rate policy faded and the ECB adopted a highly restrictive approach. Falling inflation figures and the announcement by the US Fed of plans to slow the pace of its rate hikes boosted the capital markets and ensured a positive start to 2023 for investors.

In February, persistently high inflation coupled with a strong US labour market sparked uncertainty and price losses for both equities and bonds.

The Fund posted a slight gain of 0.17% during the reporting period, putting it well ahead of the very weak global equity markets. Whilst more aggressive market segments such as growth shares remained under pressure for much of the year due to significant capital outflows, high-dividend, low-volatility equities were particularly sought after during its turbulent market phases. The Fund's high weighting of European equities also had a positive effect. However, it was dragged down somewhat by its sustainable orientation, which prevented it from benefiting from the gains made by energy and commodity stocks.

Further information on the environmental/social characteristics of the Fund can be found in the annex "Sustainability-Related Information" in this annual report.

ERSTE RESPONSIBLE STOCK DIVIDEND generated a performance of plus 0.17% (AT0000A1QA61) for the reporting period.

Method of Calculating the Global Exposure

Method of calculating the global exposure:	Commitment approach
Reference assets used:	-
Value at risk:	
Lowest value:	-
Average value:	-
Highest value:	-
Model used:	-
Leverage* when using the value-at-risk calculation method:	-
Leverage** according to § 4 of the 4 th Derivatives Risk Measurement and Reporting Regulation:	-

* Total nominal values of derivative instruments without taking into account offsetting and hedging (item 8.5. Schedule B InvFG 2011).

** Total derivative risk taking offsetting and hedging into account = total of the equivalent values of the underlying assets as a percentage of the fund assets.

Asset Allocation

	As of 28.02.2023	
	EUR millions	%
Equities		
GBP	7.3	2.93
EUR	36.2	14.46
HKD	4.3	1.73
JPY	11.6	4.63
CAD	8.7	3.48
SEK	5.3	2.10
CHF	10.3	4.12
USD	159.8	63.84
Transferable securities	243.5	97.29
Bank balances	6.2	2.48
Dividend entitlements	0.6	0.24
Interest entitlements	0.0	0.01
Other deferred items	-0.0	-0.00
Fund assets	250.3	100.00

Comparative Overview

Accounting year	Fund assets
2020/2021	129,416,856.21
2021/2022	201,072,573.57
2022/2023	250,323,794.15

General information about performance:

The performance of unit categories with no outstanding units at the end of the reporting period or no outstanding units during the reporting period is generally based on the dividend-adjusted performance of the overall fund. In these cases, the performance is not reported below.

When a unit category is issued during the reporting period, the performance and reinvestment are calculated from the point in time that the unit category is launched. Because of this and possible other fees and currency classes, the performance and reinvestment of this unit category differ from those of comparable unit categories.

The performance is determined assuming the reinvestment of all paid dividends and amounts at their nominal value on the day of disbursement.

Accounting year	Fund type	ISIN	Currency	Calculated value per unit	Dividend disbursement/payment	Re-investment	Development in per cent
2020/2021	Dividend-bearing units	AT0000A1QA61	EUR	96.27	3.0000	0.0000	0.07
2021/2022	Dividend-bearing units	AT0000A1QA61	EUR	109.02	3.1500	1.9681	16.51
2022/2023	Dividend-bearing units	AT0000A1QA61	EUR	106.23	3.4000	0.0000	0.17

Accounting year	Fund type	ISIN	Currency	Calculated value per unit	Dividend disbursement/payment	Re-investment	Development in per cent
2020/2021	Dividend-bearing units	AT0000A30756	EUR	-	-	-	-
2021/2022	Dividend-bearing units	AT0000A30756	EUR	-	-	-	-
2022/2023	Dividend-bearing units	AT0000A30756	EUR	100.17	3.4000	0.0000	0.17

Accounting year	Fund type	ISIN	Currency	Calculated value per unit	Dividend disbursement/payment	Re-investment	Development in per cent
2020/2021	Non-dividend-bearing units	AT0000A1QA79	EUR	104.66	0.0000	0.0000	0.12
2021/2022	Non-dividend-bearing units	AT0000A1QA79	EUR	121.92	1.0741	4.8200	16.49
2022/2023	Non-dividend-bearing units	AT0000A1QA79	EUR	121.14	0.3088	0.6876	0.19

Accounting year	Fund type	ISIN	Currency	Calculated value per unit	Dividend disbursement/payment	Re-investment	Development in per cent
2020/2021	Non-dividend-bearing units	AT0000A2R1H6	EUR	-	-	-	-
2021/2022	Non-dividend-bearing units	AT0000A2R1H6	EUR	104.79	0.7319	3.3374	4.79
2022/2023	Non-dividend-bearing units	AT0000A2R1H6	EUR	105.17	0.4258	2.0328	1.02

ERSTE RESPONSIBLE STOCK DIVIDEND

Accounting year	Fund type	ISIN	Currency	Calculated value per unit	Dividend disbursement/payment	Re-investment	Development in per cent
2020/2021	KESt-exempt non-dividend-bearing units	AT0000A1QA87	EUR	105.88	-	0.0000	0.13
2021/2022	KESt-exempt non-dividend-bearing units	AT0000A1QA87	EUR	123.36	-	8.4689	16.51
2022/2023	KESt-exempt non-dividend-bearing units	AT0000A1QA87	EUR	123.60	-	1.4012	0.19

Accounting year	Fund type	ISIN	Currency	Calculated value per unit	Dividend disbursement/payment	Re-investment	Development in per cent
2020/2021	KESt-exempt non-dividend-bearing units	AT0000A2CWH1	HUF	33,844.42	-	-	-
2021/2022	KESt-exempt non-dividend-bearing units	AT0000A2CWH1	HUF	40,310.29	-	#####	19.10
2022/2023	KESt-exempt non-dividend-bearing units	AT0000A2CWH1	HUF	41,307.65	-	410.0543	2.47

Disbursement/Payment

The following disbursement or payment will be made for the accounting year from 1 March 2022 to 28 February 2023. The coupon-paying bank is obligated to withhold capital gains tax from this disbursement if the respective investor is not exempt from the payment of this tax.

The disbursement or payment will be effected on or after 1 June 2023 at

Erste Group Bank AG, Vienna,

and the respective bank managing the Unit-holder's securities account.

Fund type	ISIN	Currency	Dividend disbursement/payment	KESt with option declaration	KESt w/o option declaration	Re-investment
Dividend-bearing units	AT0000A1QA61	EUR	3.4000	0.6274	0.6274	0.0000
Dividend-bearing units	AT0000A30756	EUR	3.4000	0.0356	0.0356	0.0000
Non-dividend-bearing units	AT0000A1QA79	EUR	0.3088	0.3088	0.3088	0.6876
Non-dividend-bearing units	AT0000A2R1H6	EUR	0.4258	0.4258	0.4258	2.0328
KESt-exempt non-dividend-bearing units	AT0000A1QA87	EUR	-	*	-	1.4012
KESt-exempt non-dividend-bearing units	AT0000A2CWH1	HUF	-	*	-	410.0543

* Pursuant to the penultimate sentence of § 58 (2) of the Austrian Investment Fund Act, no capital gains tax will be paid.

Income Statement and Changes in Fund Assets

1. Value Development over the Accounting Year (Fund Performance)

Calculation according to the OeKB method per unit in the unit currency not accounting for a front-end surcharge

The performance of unit categories with no outstanding units at the end of the reporting period or no outstanding units during the reporting period is generally based on the dividend-adjusted performance of the overall fund. In these cases, the "performance", the "net earnings per unit", and the "total value including (notional) units gained through disbursement/payment" are not reported in the following.

When a unit category is issued during the reporting period, the performance is calculated from the point in time that the unit category is launched. Because of this and possible other fees and currency classes, the performance of this unit category differs from that of comparable unit categories.

AT0000A1QA61 dividend-bearing units EUR	
Unit value at the beginning of the reporting period (974,106.678 units)	109.02
Disbursement/payment on 30.05.2022 (corresponds to roughly 0.0279 units at a calculated value of 112.81)	3.1500
Unit value at the end of the reporting period (1,161,910.343 units)	106.23
Total value including (notional) units gained through dividend disbursement/payment	109.20
Net earnings per unit	0.18
Value development of one unit in the period	0.17%

AT0000A30756 dividend-bearing units EUR	
Unit value on issue date (0.000 units)	100.00
Disbursement/payment	0.0000
Unit value at the end of the reporting period (100.000 units)	100.17
Total value including (notional) units gained through dividend disbursement/payment	100.17
Net earnings per unit	0.17
Value development of one unit in the period	0.17%

AT0000A1QA79 non-dividend-bearing units EUR	
Unit value at the beginning of the reporting period (732,605.808 units)	121.92
Disbursement/payment on 30.05.2022 (corresponds to roughly 0.0083 units at a calculated value of 128.64)	1.0741
Unit value at the end of the reporting period (936,170.417 units)	121.14
Total value including (notional) units gained through dividend disbursement/payment	122.15
Net earnings per unit	0.23
Value development of one unit in the period	0.19%

AT0000A2R1H6 non-dividend-bearing units EUR	
Unit value at the beginning of the reporting period (42.550 units)	104.79
Disbursement/payment on 30.05.2022 (corresponds to roughly 0.0066 units at a calculated value of 110.99)	0.7319
Unit value at the end of the reporting period (235.496 units)	105.17
Total value including (notional) units gained through dividend disbursement/payment	105.86
Net earnings per unit	1.07
Value development of one unit in the period	1.02%

AT0000A1QA87 KEST-exempt non-dividend-bearing units EUR	
Unit value at the beginning of the reporting period (34,542.421 units)	123.36
Disbursement/payment	0.0000
Unit value at the end of the reporting period (83,388.457 units)	123.60
Total value including (notional) units gained through dividend disbursement/payment	123.60
Net earnings per unit	0.24
Value development of one unit in the period	0.19%

ERSTE RESPONSIBLE STOCK DIVIDEND

AT0000A2CWH1 KES-t-exempt non-dividend-bearing units HUF	
Unit value at the beginning of the reporting period (11,776.858 units)	40,310.29
Disbursement/payment	0.0000
Unit value at the end of the reporting period (28,767.308 units)	41,307.65
Total value including (notional) units gained through dividend disbursement/payment	41,307.65
Net earnings per unit	997.36
Value development of one unit in the period	2.47%

2. Fund Result

a. Realised fund result

Ordinary fund result

Income (without profit or loss from price changes)

Interest income (excluding income adjustment)	24,261.76	
Dividend income	7,360,738.46	
Other income 8)	0.00	
Total income (without profit or loss from price changes)		7,385,000.22

Interest paid - 12,703.71

Expenses

Fees paid to Investment Firm	- 2,776,565.32	
Costs for the financial auditor and tax consultation	- 7,228.00	
Publication costs	- 39,526.84	
Securities account fees	- 105,727.11	
Depository bank fees	- 222,126.16	
Costs for the external consultant	0.00	
Performance fee	-	
Total expenses		- 3,151,173.43
Compensation for management costs from sub-funds 1)		0.00

Ordinary fund result (excluding income adjustment) **4,221,123.08**

Realised profit or loss from price changes 2) 3)

Realised gains 4)	12,472,641.68
Realised losses 5)	- 15,329,245.79

Realised profit or loss from price changes (excluding income adjustment) **- 2,856,604.11**

Realised fund result (excluding income adjustment) **1,364,518.97**

b. Unrealised profit or loss from price changes 2) 3)

Changes in the unrealised profit or loss from price changes 7) - 2,255,894.03

Result for the reporting period 6) **- 891,375.06**

c. Income adjustment

Income adjustment for income in the period	715,021.93
Income adjustment for profit carried forward from dividend-bearing units	442,813.55

Overall fund result **266,460.42**

3. Changes in Fund Assets

Fund assets at the beginning of the reporting period	201,072,573.57
Disbursement/payment in the accounting year	- 4,179,497.30
Issue and redemption of units	53,164,257.46
Overall fund result	
(The fund result is shown in detail under item 2.)	266,460.42
Fund assets at the end of the reporting period	<u>250,323,794.15</u>

- 1) Reimbursements (in the sense of commissions) paid by third parties are forwarded to the Fund after deduction of appropriate costs. Erste Bank der oesterreichischen Sparkassen AG receives 25% of the calculated commissions to cover administrative costs.
- 2) Realised profits and losses are not calculated precisely for the specific periods, which means that they, as is the case for the changes in the unrealised profit or loss, are not necessarily congruent with the changes in the value of the fund in the accounting year.
- 3) Total profit or loss from price changes without income adjustment (realised profit or loss from price changes, without income adjustment, plus changes in the unrealised profit or loss): EUR -5,112,498.14.
- 4) Thereof profits from transactions with derivative financial instruments: EUR 0.00.
- 5) Thereof losses from transactions with derivative financial instruments: EUR 0.00.
- 6) The result for the accounting year includes explicitly reported transaction costs in the amount of EUR 168,991.89.
- 7) Thereof changes in unrealised gains EUR 1,928,462.72 and unrealised losses EUR -4,184,356.75.
- 8) The earnings reported under this item can be attributed to lending fees from securities lending transactions conducted with Erste Group Bank AG in the amount of EUR 0.00, to earnings from real estate funds in the amount of EUR 0.00, and to other earnings in the amount of EUR 0.00.

Statement of Assets and Liabilities as of 28 February 2023

(including changes in securities assets from 1 March 2022 to 28 February 2023)

Security designation	ISIN number	Purch./ additions	Sales/ disposals	Holding Units/nominal (nom. in 1,000, rounded)	Price	Value in EUR	% share of fund assets
Publicly traded securities							
Equities denominated in GBP							
Issue country Great Britain							
UNILEVER PLC LS-031111	GB00B10RZP78	155,100	0	155,100	41.360	7,323,404.30	2.93
Total issue country Great Britain						7,323,404.30	2.93
Total equities denominated in GBP translated at a rate of 0.87595						7,323,404.30	2.93
Equities denominated in EUR							
Issue country Belgium							
KBC GROEP N.V.	BE0003565737	82,500	0	82,500	70.700	5,832,750.00	2.33
Total issue country Belgium						5,832,750.00	2.33
Issue country Germany							
BAY.MOTOREN WERKE AG ST	DE0005190003	66,200	9,400	56,800	97.750	5,552,200.00	2.22
Total issue country Germany						5,552,200.00	2.22
Issue country Italy							
SNAM S.P.A.	IT0003153415	271,200	0	935,900	4.646	4,348,191.40	1.74
Total issue country Italy						4,348,191.40	1.74
Total equities denominated in EUR						15,733,141.40	6.29
Equities denominated in SEK							
Issue country Sweden							
VOLVO B (FRIA)	SE0000115446	277,000	0	277,000	209.800	5,254,722.18	2.10
Total issue country Sweden						5,254,722.18	2.10
Total equities denominated in SEK translated at a rate of 11.05950						5,254,722.18	2.10
Total publicly traded securities						28,311,267.88	11.31
Securities admitted to organised markets							
Equities denominated in EUR							
Issue country Finland							
SAMPO PLC A	FI0009003305	145,700	54,400	91,300	46.040	4,203,452.00	1.68
Total issue country Finland						4,203,452.00	1.68

Security designation	ISIN number	Purch./ additions Units/nominal (nom. in 1,000, rounded)	Sales/ disposals	Holding	Price	Value in EUR	% share of fund assets
Issue country France							
AXA S.A. BEARER EO 2.29	FR0000120628	93,000	44,000	200,000	29.850	5,970,000.00	2.38
Total issue country France						5,970,000.00	2.38
Issue country Netherlands							
KON. KPN NV EO-04	NL0000009082	1,515,200	0	1,515,200	3.241	4,910,763.20	1.96
RANDSTAD NV EO -.10	NL0000379121	92,800	0	92,800	58.100	5,391,680.00	2.15
Total issue country Netherlands						10,302,443.20	4.12
Total equities denominated in EUR						20,475,895.20	8.18
Equities denominated in HKD							
Issue country Hong Kong							
MTR CORP. LTD	HK0066009694	911,000	0	911,000	39.550	4,328,245.88	1.73
Total issue country Hong Kong						4,328,245.88	1.73
Total equities denominated in HKD translated at a rate of 8.32440						4,328,245.88	1.73
Equities denominated in JPY							
Issue country Japan							
MITSUI OSK LINES	JP3362700001	141,900	77,900	64,000	3,560.000	1,577,227.67	0.63
NIPPON YUSEN	JP3753000003	204,400	0	204,400	3,532.000	4,997,651.88	2.00
TAKEDA PHARM.CO.LTD.	JP3463000004	111,000	78,500	172,200	4,212.000	5,020,950.32	2.01
Total issue country Japan						11,595,829.87	4.63
Total equities denominated in JPY translated at a rate of 144.45600						11,595,829.87	4.63
Equities denominated in CAD							
Issue country Canada							
BCE INC. NEW	CA05534B7604	31,400	10,400	106,400	60.370	4,448,931.99	1.78
HYDRO ONE LTD	CA4488112083	44,000	49,100	173,500	35.410	4,255,184.24	1.70
Total issue country Canada						8,704,116.23	3.48
Total equities denominated in CAD translated at a rate of 1.44380						8,704,116.23	3.48
Equities denominated in CHF							
Issue country Switzerland							
SWISS RE AG REG. SF -.10	CH0126881561	22,800	12,600	55,700	98.200	5,503,033.35	2.20
ZURICH INSUR.GR.NA.SF0.10	CH0011075394	2,120	1,800	10,700	446.400	4,805,553.60	1.92
Total issue country Switzerland						10,308,586.95	4.12
Total equities denominated in CHF translated at a rate of 0.99395						10,308,586.95	4.12

ERSTE RESPONSIBLE STOCK DIVIDEND

Security designation	ISIN number	Purch./ additions Units/nominal (nom. in 1,000, rounded)	Sales/ disposals	Holding	Price	Value in EUR	% share of fund assets
Equities denominated in USD							
Issue country USA							
3M CO. DL-.01	US88579Y1010	42,400	25,500	38,700	107.740	3,931,671.85	1.57
ABBVIE INC. DL-.01	US00287Y1091	11,200	17,000	48,800	153.900	7,081,867.04	2.83
ANNALY CAP.MGMT DL-.01	US0357108390	73,400	0	73,400	20.680	1,431,317.30	0.57
AT + T INC. DL 1	US00206R1023	139,600	0	424,000	18.910	7,560,433.76	3.02
BRISTOL-MYERS SQUIBBDL-10	US1101221083	106,200	0	106,200	68.960	6,905,753.89	2.76
CISCO SYSTEMS DL-.001	US17275R1023	171,900	117,800	171,900	48.420	7,848,560.11	3.14
COLGATE-PALMOLIVE DL 1	US1941621039	48,400	0	48,400	73.300	3,345,327.68	1.34
CONAGRA BRANDS INC. DL 5	US2058871029	152,600	28,900	123,700	36.410	4,246,975.01	1.70
CONSOLIDATED EDISON	US2091151041	5,700	9,200	49,400	89.350	4,162,083.92	1.66
CUMMINS INC. DL 2.50	US2310211063	19,800	9,000	28,500	243.080	6,532,560.11	2.61
DOW INC. DL-.01	US2605571031	31,100	8,500	94,400	57.200	5,091,636.02	2.03
FRANKLIN RES INC. DL-.10	US3546131018	193,400	0	193,400	29.470	5,374,349.83	2.15
GILEAD SCIENCES DL-.001	US3755581036	28,000	0	90,400	80.530	6,864,603.49	2.74
INTERPUBL.GR. COS. DL-.10	US4606901001	44,600	9,000	155,400	35.540	5,207,841.58	2.08
INTL BUS. MACH. DL-.20	US4592001014	23,800	3,400	55,900	129.300	6,815,530.41	2.72
INTL PAPER DL 1	US4601461035	163,700	115,100	132,100	36.390	4,532,879.77	1.81
IRON MOUNTAIN (NEW)DL-.01	US46284V1017	28,100	7,400	98,000	52.750	4,874,587.46	1.95
JOHNSON + JOHNSON DL 1	US4781601046	5,600	2,500	44,300	153.260	6,402,091.47	2.56
KELLOGG CO. DL -.25	US4878361082	80,300	14,300	66,000	65.940	4,103,762.38	1.64
KIMBERLY-CLARK DL 1.25	US4943681035	8,900	5,700	34,800	125.050	4,103,479.49	1.64
KINDER MORGAN P DL-.01	US49456B1017	265,900	0	265,900	17.060	4,277,467.23	1.71
KRAFT HEINZ CO.DL -.01	US5007541064	135,400	17,600	117,800	38.940	4,325,442.72	1.73
MEDICAL PROPERTIES TR.	US58463J3041	137,600	0	137,600	10.300	1,336,426.21	0.53
NEWELL BRANDS INC. DL 1	US6512291062	318,800	0	318,800	14.690	4,416,003.77	1.76
ONEOK INC. (NEW)	US6826801036	30,700	13,300	81,000	65.450	4,999,009.90	2.00
PEPSICO INC. DL-.0166	US7134481081	49,700	6,200	43,500	173.530	7,117,920.79	2.84
PFIZER INC. DL-.05	US7170811035	45,500	8,600	152,500	40.570	5,833,969.83	2.33
PROCTER GAMBLE	US7427181091	25,000	44,000	25,000	137.560	3,242,810.00	1.30
PRUDENTIAL FINL DL-.01	US7443201022	6,600	0	48,100	100.000	4,535,596.42	1.81
V.F. CORP.	US9182041080	106,800	0	158,000	24.820	3,697,840.64	1.48
WALGREENS BOOTS AL.DL-.01	US9314271084	47,300	4,800	120,400	35.530	4,033,768.98	1.61
WESTERN UNION CO. DL-.01	US9598021098	94,800	78,600	118,100	12.960	1,443,258.84	0.58
WILLIAMS COS INC. DL 1	US9694571004	42,800	62,000	145,400	30.100	4,126,864.69	1.65
Total issue country USA						159,803,692.59	63.84
Total equities denominated in USD translated at a rate of 1.06050						159,803,692.59	63.84
Total securities admitted to organised markets						215,216,366.72	85.98

Breakdown of fund assets

Transferable securities	243,527,634.60	97.29
Forward exchange agreements	0	0.00
Financial futures	0	0.00
Options	0	0.00
Swaps	0	0.00
Bank balances	6,200,898.62	2.48
Dividend entitlements	591,576.51	0.24
Interest entitlements	12,783.12	0.01
Other deferred items	-9,098.70	-0.00
Fund assets	250,323,794.15	100.00

Investor note:

The values of assets in illiquid markets may deviate from their actual selling prices.

Dividend-bearing units outstanding	AT0000A1QA61	units	1,161,910.343
Value of dividend-bearing unit	AT0000A1QA61	EUR	106.23
Dividend-bearing units outstanding	AT0000A30756	units	100.000
Value of dividend-bearing unit	AT0000A30756	EUR	100.17
Non-dividend-bearing units outstanding	AT0000A1QA79	units	936,170.417
Value of non-dividend-bearing unit	AT0000A1QA79	EUR	121.14
Non-dividend-bearing units outstanding	AT0000A2R1H6	units	235.496
Value of non-dividend-bearing unit	AT0000A2R1H6	EUR	105.17
KEST-exempt non-dividend-bearing units outstanding	AT0000A1QA87	units	83,388.457
Value of KEST-exempt non-dividend-bearing unit	AT0000A1QA87	EUR	123.60
KEST-exempt non-dividend-bearing units outstanding	AT0000A2CWH1	units	28,767.308
Value of KEST-exempt non-dividend-bearing unit	AT0000A2CWH1	HUF	41,307.65

The Fund is not permitted to engage in repurchase agreements pursuant to Regulation (EU) No. 2015/2365 (Regulation on Transparency of Securities Financing Transactions and of Reuse). For this reason, repurchase agreements were not employed.

No total return swaps pursuant to Regulation (EU) 2015/2365 (Regulation on Transparency of Securities Financing Transactions and of Reuse) were concluded for the Fund during the reporting period.

The Fund is not permitted to engage in securities lending agreements pursuant to Regulation (EU) No. 2015/2365 (Regulation on Transparency of Securities Financing Transactions and of Reuse). For this reason, securities lending agreements were not employed.

Explanation on disclosure pursuant to Delegated Regulation (EU) No. 2016/2251 supplementing Regulation (EU) No. 648/2012 of the European Parliament and of the Council on OTC derivatives, central counterparties, and trade repositories with regard to regulatory technical standards for risk-mitigation techniques for OTC derivative contracts not cleared by a central counterparty:

All OTC derivatives are traded through Erste Group Bank AG.

In the event of negative derivatives exposure, collateral in the form of cash or bonds is pledged to Erste Group Bank AG in accordance with the contractually agreed threshold.

In the event of positive derivatives exposure, EUR-denominated government bonds from the Republic of Austria and/or the Federal Republic of Germany are pledged by Erste Group Bank AG to the Fund in accordance with the contractually agreed threshold. A one-time discount of 4% is agreed with the counterparty for this collateral. Collateral that would require a higher discount pursuant to Annex II to Delegated Regulation (EU) No. 2016/2251 is not accepted.

ERSTE RESPONSIBLE STOCK DIVIDEND

Purchases and sales of transferable securities in the reporting period not listed in the statement of assets and liabilities

Security designation	ISIN number	Purch./ additions Units/nominal (nom. in 1,000, rounded)	Sales/ disposals
Publicly traded securities			
Equities denominated in GBP			
Issue country Great Britain			
GSK PLC LS-.25	GB0009252882	143,200	348,300
Equities denominated in DKK			
Issue country Denmark			
A.P.MOELL.-M.REG. B DK1000	DK0010244508	1,700	1,700
Equities denominated in EUR			
Issue country Germany			
ALLIANZ SE NA N.P.	DE0008404005	3,420	22,620
DEUTSCHE POST AG NA N.P.	DE0005552004	0	71,900
SIEMENS AG NA N.P.	DE0007236101	0	40,400
Equities denominated in NOK			
Issue country Norway			
YARA INTERNATIONAL NK1.70	NO0010208051	16,200	94,100
Equities denominated in SEK			
Issue country Sweden			
ELECTROLUX B	SE0016589188	35,900	91,300
Securities admitted to organised markets			
Equities denominated in GBP			
Issue country Great Britain			
GSK PLC LS-.3125	GB00BN7SWP63	278,640	278,640
HALEON PLC LS 0.01	GB00BMX86B70	348,300	348,300
Equities denominated in EUR			
Issue country France			
DANONE S.A. EO -.25	FR0000120644	26,200	99,100
ORANGE BEARER EO 4	FR0000133308	119,600	543,200

Security designation	ISIN number	Purch./ additions Units/nominal (nom. in 1,000, rounded)	Sales/ disposals
Issue country Spain			
ENAGAS BEARER EO 1.50	ES0130960018	65,700	65,700
Equities denominated in HKD			
Issue country Hong Kong			
HKT TRUST A.HK.LTD ST.UTS	HK0000093390	158,000	1,087,000
Equities denominated in JPY			
Issue country Japan			
BRIDGESTONE CORP.	JP3830800003	56,600	156,700
SEKISUI HOUSE	JP3420600003	122,500	335,100
Equities denominated in USD			
Issue country Ireland			
JOHNSON CONTR.INTL.DL-.01	IE00BY7QL619	0	48,500
Issue country USA			
CAMPBELL SOUP CO.DL-.0375	US1344291091	32,100	132,900
GENL MILLS DL -.10	US3703341046	28,200	95,000
HASBRO INC. DL-.50	US4180561072	26,200	64,300
HP INC DL -.01	US40434L1052	0	123,800
HUNTINGTON BANCSHS INC.	US4461501045	0	256,700
INTEL CORP. DL-.001	US4581401001	12,300	139,900
JUNIPER NETWORKS DL-.01	US48203R1041	57,800	95,300
LUMEN TECHNOLOGIES DL 1	US5502411037	47,600	413,800
NETAPP INC.	US64110D1046	6,700	50,600
TRAVELERS COS INC.	US89417E1091	0	28,300
UGI CORP.	US9026811052	52,600	52,600
WB DISCOVERY SER.A DL-.01	US9344231041	74,559	74,559

Vienna, 2 May 2023

Erste Asset Management GmbH
Electronically signed

Inspection information: The electronic signatures of this document can be inspected at the website of Rundfunk und Telekom Regulierungs-GmbH (<https://www.signatur.rtr.at/de/vd/Pruefung.html>).

Note: This document was signed with two qualified electronic signatures. A qualified electronic signature has the same legal effect as a hand-written signature (Article 25 of Regulation [EU] No 910/2014 [eIDAS Regulation]).

Remuneration Policy

Remuneration paid to employees of Erste Asset Management GmbH in EUR (2021 financial year of Erste Asset Management GmbH)

No investment success bonuses are paid, and no other amounts are paid directly from the investment funds.

Number of employees as of 31.12.2021	262
Number of risk bearers in 2021	133
Fixed remuneration	18,971,588
Variable remuneration (bonuses)	5,819,336
Total employee remuneration	24,790,924
Thereof remuneration for managing directors	1,259,918
Thereof remuneration for managerial risk bearers	3,907,911
Thereof remuneration for risk bearers with control functions*	1,481,773
Thereof remuneration for other risk bearers	7,868,465
Thereof remuneration for employees in the same income bracket as managers and risk bearers due to the amount of their total remuneration	0
Total remuneration for risk bearers	14,518,067

* Managers with control functions are reported in this group

Principles governing performance-based remuneration components

The Management Company has adopted remuneration principles to prevent possible conflicts of interest and to ensure compliance with the standard rules of conduct when awarding remuneration to relevant persons.

Fixed salary components make up a large enough share of the total remuneration of all employees of the Management Company that a variable remuneration policy can be applied on an individualised basis.

The total remuneration (fixed and variable components) is governed by the principle of balance and is linked to sustainability so that the acceptance of excessive risks is not rewarded. Therefore, the variable remuneration forms no more than a balanced portion of the total remuneration awarded to an employee.

The performance-based remuneration components serve the short-term and long-term interests of the Management Company and contribute to preventing risky behaviour. The performance-based remuneration components take into account individual performance as well as the profitability of the Management Company.

The size of the bonus pool is calculated based on the bonus potential that can be applied to the different employee categories. Bonus potential is a percentage of the fixed annual gross remuneration. The bonus potential can be no more than 100% of the fixed annual gross remuneration. The bonus pool is adjusted depending on the success of the Management Company. The personal bonus is linked to individual performance. The total of personal bonuses is limited by the size of the bonus pool after deduction of penalties.

The performance-based payments are capped at 100% of the annual gross remuneration for all employees, including the material risk bearers (according to the definition in the remuneration policy) and managing directors of the Management Company.

The remuneration system is made up of three components:

- 1) Fixed remuneration
- 2) Variable remuneration
- 3) Fringe benefits

The bonus potential is based on the fixed annual gross remuneration. The target agreements concluded with the employees contain qualitative and/or quantitative objectives. The payment of performance-based remuneration components is subject to a minimum profitability level for the Management Company and to performance targets.

Sixty per cent of the performance-based remuneration components are paid immediately; for employees who are involved directly in fund and portfolio management, 50% of this is paid immediately in cash and 50% is paid one year later in the form of non-cash instruments. The remaining 40% of the performance-based remuneration components are retained and paid out over a period of three years, with 50% of this also being paid in cash and 50% in the form of non-cash instruments for employees who are involved directly in fund and portfolio management. The non-cash instruments can consist of units in an investment fund that is administered by the Management Company, equivalent holdings or instruments linked to units, or equivalent non-cash instruments. Based on the principle of proportionality, the Management Company has set a materiality threshold below which there is no incentive to enter into inappropriate risks, for which reason there is no need to make delayed payment or payment in the form of a non-cash instrument. Other non-cash benefits are fringe benefits that are not associated with performance but with a specific position (e.g. company car) or that apply for all employees (e.g. holiday).

The Supervisory Board of the Management Company has set up a Remuneration Committee to ensure that the remuneration policy and its application are independently assessed. This committee consists of the following persons: Rudolf Sagmeister, Harald Gasser (remuneration expert), and Heinrich Hubert Reiner.

The complete remuneration policy of the Management Company can be viewed at http://www.erste-am.at/de/private_anleger/wer-sind-wir/investmentprozess.

The last audit of compliance with the requirements of the remuneration policy by the Supervisory Board in March 2022 revealed no deviations. There were also no material findings during the last audit by the Internal Auditing department.

No material changes were made to the remuneration policy during the past accounting year.

Audit Report*

Statement on the annual report

Audit opinion

We have audited the annual report prepared by Erste Asset Management GmbH, Vienna, for the fund under its management

ERSTE RESPONSIBLE STOCK DIVIDEND
Jointly owned fund pursuant to the InvFG

consisting of the statement of assets and liabilities as of 28 February 2023, the income statement for the accounting year ending on this date, and the other information specified in Annex I Schedule B of the Austrian Investment Fund Act 2011 (InvFG 2011).

Based on the findings of our audit, we believe that the annual report satisfies the legal requirements and provides a true and fair view of the assets and financial position as of 28 February 2023 and of the earnings position of the fund for the accounting year ending on this date in accordance with Austrian commercial law and the provisions of the InvFG 2011.

Basis for the audit opinion

We conducted our audit in accordance with § 49 (5) InvFG 2011 and in accordance with the Austrian principles of good auditing. These principles require the application of the International Standards on Auditing (ISA). Our responsibilities under these regulations and standards are described in the section “Responsibilities of the auditor in auditing the annual report” of our audit report. We are independent from the company as specified by the Austrian commercial and industry regulations and fulfilled our other professional obligations in accordance with these requirements. We feel that the audit evidence that we obtained up to the date of the audit certificate is sufficient and suitable to serve as a basis for our audit opinion as of that date.

Other information

The legal representatives are responsible for the other information. The other information includes all information in the annual report except for the statement of assets and liabilities, the income statement, the other information specified in Annex I Schedule B of the InvFG 2011, and the audit report.

Our audit opinion does not cover this other information, and we provide no assurance whatsoever for this other information.

In the context of our review of the annual report, we are responsible for reading this other information and assessing whether the other information contains material inconsistencies with the annual report or with the information gathered by us during our audit, or appears to contain other manners of material misstatements.

Should we come to the conclusion on the basis of the work completed with the other information received before the date of the audit report that this other information contains a material misstatement, we are required to report about this fact. We have nothing to report in this regard.

Management and supervisory board responsibilities relating to the annual report

The legal representatives are responsible for preparing the annual report and for ensuring that this report provides a true and fair view of the assets and financial and earnings position of the fund in accordance with Austrian commercial law and the provisions of the InvFG 2011. The legal representatives are also responsible for implementing the internal controls that they deem necessary to facilitate the preparation of an annual report that is free from material misstatements due to error or fraud.

The supervisory board is responsible for monitoring the accounting process of the company as it applies to the fund under its management.

Responsibilities of the auditor in auditing the annual report

Our goals are to ascertain with sufficient certainty whether the annual report contains material misstatements due to error or fraud and to issue an audit certificate that includes our audit opinion. Sufficient certainty is a high degree of certainty but no guarantee that an audit conducted in accordance with the Austrian standards on good auditing, which require the application of the ISA, will always discover material misstatements that may be present. Misstatements can result from fraud or errors and are considered to be material when it can be reasonably expected that individual misstatements or a combination of misstatements can influence economic decisions made by readers on the basis of this annual report.

As part of an audit conducted in accordance with the Austrian standards on good auditing, which require the application of the ISA, we exercise professional judgement and maintain professional scepticism during the entire audit process.

In addition:

- We identify and assess the risks of material misstatements in the annual report due to error or fraud, plan audit steps in response to these risks, perform the planned audit steps, and collect audit evidence that is sufficient and suitable to form a basis for our audit opinion. The risk that a material misstatement resulting from fraud will remain undiscovered is greater than for misstatements resulting from error because fraudulent activity can include collusion, the falsification of documents, intentional incomplete or misleading representations, and the circumvention of internal controls.
- We familiarise ourselves with the internal control systems that are relevant for the audit to plan audit steps that are appropriate under the specific circumstances, but not so as to state an opinion on the effectiveness of the company's internal control system.

- We assess the appropriateness of the accounting methods applied by the legal representatives and the reasonableness of the estimates made by the legal representatives in the accounts and of the associated information.
- We assess the overall presentation, the structure, and the content of the annual report including the figures as well as whether the annual report depicts the underlying transactions and events in a manner that provides a true and fair view.
- We discuss the planned scope and scheduling of the audit and any material audit findings, including material defects that we discover in the internal control system during our audit, with the supervisory board, among other issues.

Vienna, 15 May 2023

Ernst & Young

Wirtschaftsprüfungsgesellschaft m.b.H.

Mag. Andrea Stippl m.p.
(Certified Public
Accountant)

ppa MMag. Roland Unterweger m.p.
(Certified Public Accountant)

- * In the case of the publication or dissemination of the annual report in a form that deviates from the confirmed (unabridged German) version (e.g. an abridged version or translation), reference may not be made to the audit report or our audit without our approval.

Annex Sustainability-Related Information

Periodic disclosure for the financial products referred to in Article 8, paragraphs 1, 2 and 2a, of Regulation (EU) 2019/2088 and Article 6, first paragraph, of Regulation (EU) 2020/852

Product name:
ERSTE RESPONSIBLE STOCK DIVIDEND

Legal entity identifier:
529900ZIC0AHANOGZ081

Environmental and/or social characteristics

For improved readability, for the purpose of this document, "Taxonomy Regulation" means Regulation (EU) 2020/852, "Disclosure Regulation" means Regulation (EU) 2019/2088, and "RTS" means Delegated Regulation (EU) 2022/1288.

Sustainable investment means an investment in an economic activity that contributes to an environmental or social objective, provided that the investment does not significantly harm any environmental or social objective and that the investee companies follow good governance practices.

The **EU Taxonomy** is a classification system laid down in Regulation (EU) 2020/852, establishing a list of **environmentally sustainable economic activities**. That Regulation does not lay down a list of socially sustainable economic activities. Sustainable investments with an environmental objective might be aligned with the Taxonomy or not.

Did this financial product have a sustainable investment objective?	
<input checked="" type="radio"/> <input type="radio"/> Yes	<input type="radio"/> <input checked="" type="radio"/> No
<input type="checkbox"/> It made sustainable investments with an environmental objective : __ %	<input checked="" type="checkbox"/> It promoted Environmental/Social (E/S) characteristics and while it did not have as its objective a sustainable investment, it had a proportion of 96.33 % of sustainable investments
<input type="checkbox"/> in economic activities that qualify as environmentally sustainable under the EU Taxonomy	<input checked="" type="checkbox"/> with an environmental objective in economic activities that qualify as environmentally sustainable under the EU Taxonomy
<input type="checkbox"/> in economic activities that do not qualify as environmentally sustainable under the EU Taxonomy	<input checked="" type="checkbox"/> with an environmental objective in economic activities that do not qualify as environmentally sustainable under the EU Taxonomy
<input type="checkbox"/> It made sustainable investments with a social objective : __ %	<input checked="" type="checkbox"/> with a social objective
	<input type="checkbox"/> It promoted E/S characteristics, but did not make any sustainable investments



To what extent were the environmental and/or social characteristics promoted by this financial product met?

Conformity with the environmental and social characteristics promoted by the Fund was ensured by the continuous application of the process described below:

Fund applies a broad interpretation of sustainability. Both environmental and social characteristics are promoted through the application of the Management Company's proprietary sustainability approach. This is ensured by the application of the Management Company's ESG toolbox as part of the investment process.

No derivatives have been used to meet the environmental and social characteristics.

A distinction must be made between direct investments in securities, investments in investment funds managed by the management company and investments in investment funds managed by external management companies.

Direct investments in securities and investments in investment funds (indirect investments) managed by the management company

Exclusion Criteria			ESG Analysis / Best in Class		Integration	Engagement	Voting	Thematic funds	Focused sustainability Impact	Fulfill Austrian ecolabel or FNG label criteria
Minimum criteria	Exclusion criteria	Norm-based Screening	ESG Risk Analysis	Best in Class						
✓	✓	✓	✓	✓	✓	✓	✓	Not applicable		✓

At the level of the Fund, the Management Company is pursuing the objective of achieving improvements in the following key environmental and social aspects through its proprietary sustainability approach:

- The environmental footprint of the investments held by the Fund, in particular
 - the carbon footprint and the mitigation of climate change in general, and
 - the water footprint and measures for the responsible use of the resource water.
- The avoidance of environmental risks
 - for the protection of biodiversity
 - the responsible management of waste and other emissions
- Social factors such as
 - the exclusion of any investments in companies that produce or deal in controversial weapons.
 - the promotion of human rights and exclusion of issuers complicit in human rights violations.
 - the promotion of good working conditions, for example in the areas workplace safety and training, and the exclusion of issuers that are complicit in labour law violations, in particular of the core standards of the ILO.
 - the promotion of diversity and the exclusion of issuers that practice discrimination.
 - The avoidance of corruption and fraud.
- The promotion of good corporate governance:
 - the independence of supervisory bodies
 - management remuneration
 - good accounting practices
 - the protection of shareholder rights

Investments in investment funds (indirect investments) managed by external management companies

All invested financial products managed by external management companies must be classified as either Art. 8 or Art. 9 under the Disclosure Regulation, or at least comply with good governance requirements. This does not apply to invested government bond funds.

In addition, the sustainable/ESG investment process of all such investment funds undergo a pre investment due diligence. Only investment funds demonstrating an ESG selection process and ESG criteria similar to those of ERSTE RESPONSIBLE funds will be whitelisted for investment. Compliance with this requirement is reviewed on a regular basis. Funds, which's ESG standard no longer meet the ERSTE RESPONSIBLE standards are deleted from the whitelist and divested in the best interests of the investors.

In the case of the use of third party funds, based on the ESG fund selection criteria of the Management Company and the analysis of the investment process as disclosed by the respective producer, it is expected that these third party funds will have similar environmental and social characteristics as the funds managed by the Management Company. Nevertheless, differences may remain.

Therefore the environmental and/or social characteristics promoted by these investment funds are those declared by their respective producer in compliance with the Disclosure Regulation.

● **How did the sustainability indicators perform?**

Direct investments in securities and investments in investment funds (indirect investments) managed by the management company

Compliance with the social and environmental characteristics of the Fund is evaluated on the basis of the following indicators:

ESGenius score:

The ESGenius score depicts the ESG risk profile and quality of the ESG management of the issuer. It provides a holistic view of the performance of the analysed issuer in terms of the sustainability focuses listed above.

The minimum score required for the Fund and the average score of the investments held by the Fund are both considered.

Indicator 1: Compliance with the minimum score required for the Fund expressed in per cent of the fund assets

100% of the fund assets comply with the Fund's exclusion criteria.

Indicator 2: Average score of the investments held by the Fund

68.35 of 100 (As of 02/28/2023)

Exclusion criteria:

Continuous compliance with the Fund's exclusion criteria is assessed. This verification is performed daily by the Management Company's Risk Management department.

Indicator: Compliance with the Fund's exclusion criteria

100% of the fund assets comply with the Fund's exclusion criteria.

Sustainable Development Goals:

The Management Company assesses and reports to what degree the investments held by the Fund contribute to the 17 United Nations Sustainable Development Goals (SDGs). The contributions to the individual goals and the positive and negative overall contribution to the SDGs are reported.

Indicator 1: Share of the fund assets that makes a positive contribution to each of the 17 SDGs (As of 02/28/2023)

SDG	% fund volume
No Poverty #1	0.00
No Hunger #2	0.00
Good Health and Well Being #3	19.00
Quality Education #4	0.00
Gender Equality #5	0.00
Clean Water and Sanitation #6	0.00
Affordable and Clean Energy #7	3.00
Decent Work and Economic Growth #8	0.00
Industry, Innovation and Infrastructure #9	0.00

Sustainability indicators measure how the environmental or social characteristics promoted by the financial product are attained.

Reducing Inequality #10	8.00
Sustainable Cities and Communities #11	0.00
Responsible Consumption and Production #12	0.00
Climate Action #13	3.00
Life Below Water #14	0.00
Life on Land #15	4.00
Peace, Justice and Strong Institutions #16	0.00
Partnerships for the Goals #17	0.00

Indicator 2: Proportion of impacts/contributions to SDGs generated by the investment fund's investments that are positive in nature

55.00 % of the generated impacts/contributions to SDGs are positive in nature as of 02/28/2023

Indicator 3: Proportion of impacts to SDGs generated by the investment fund's investments that are negative in nature:

45.00 % of the generated impacts to SDGs are negative in nature as of 02/28/2023

A comprehensive description of the indicators, the most important contributions to the SDGs broken down by issuer, and the methodology upon which the calculation is based can be viewed on the following website:

<https://www.erste-am.at/en/private-investors/sustainability/publications-and-guidelines/green-pledge/#sdg-report>

Carbon footprint:

The Management Company calculates the Fund's carbon footprint based on the 12-month average of scope 1 + 2 greenhouse gas emissions.

Indicator: Carbon footprint

The carbon footprint of the Fund amounts to 146.59 tones per 1 million EURO sales (As of 02/28/2023)

A description of the indicators and the methodology upon which the calculation is based can be viewed on the following website:

<https://www.erste-am.at/en/private-investors/sustainability/responsible/#co2-footprint>

Water footprint:

The Management Company calculates the Fund's water footprint annually based on securities held directly in the Fund. The footprint is calculated and reported separately based on the degree of water scarcity in the regions in which the issuers in which the Fund invests consume water.

The indicator is calculated as far as there is sufficient data in the calculation systems.

Indicator: Water footprint relative to the overall global market, broken down by regions with low, medium, and high water scarcity as of 02/28/2023 (Unit of measurement: water withdrawal in m3 / thousand USD sales)

Region	Volume
High Stress Region	1.79
Medium Stress Region	647.57
Low Stress Region	5.44

A description of the indicators and the methodology upon which the calculation is based can be viewed on the following website:

<https://www.erste-am.at/en/private-investors/sustainability/responsible#wasserfussabdruck>

In case of subfunds, these factors are tracked based upon available look-through data. Tracking is only guaranteed for investment funds managed by the management company.

Investments in investment funds (indirect investments) managed by external management companies

- Compliance with the management company's ESG fund whitelist:

All invested investment funds managed by external management companies must be classified as either Art. 8 or Art. 9 under the Disclosure Regulation or at least comply with the requirements for good corporate governance. This does not apply to invested government bond funds.

In addition, the sustainable/ESG investment process of all such investment funds undergo a pre investment due diligence. Only investment funds demonstrating an ESG selection process and ESG criteria similar to those of ERSTE RESPONSIBLE funds will be whitelisted for investment. Compliance with this requirement is reviewed on a regular basis. Funds, which's ESG standard no longer meet the ERSTE RESPONSIBLE standards are deleted from the whitelist and divested in the best interests of the investors.

- Third party investment funds environmental and/or social characteristics:

The environmental and/or social indicators used to measure the attainment of their respective environmental and social characteristics promoted by these financial products are those declared by their respective manufacturers in compliance with the regulation.

Based on the management companies' ESG fund selection criteria and the analysis of the investment process, as disclosed by the respective manufacturer, it is expected that third party funds demonstrate similar environmental and social characteristics as funds managed by the management company. Nevertheless, differences can persist.

● **...and compared to previous periods?**

Not applicable

● **What were the objectives of the sustainable investments that the financial product partially made and how did the sustainable investment contribute to such objectives?**

The selection process provides, among other things, for investing in economic activities or assets that contribute to or promote one or more environmental objectives within the meaning of Art. 9 of the Taxonomy-Regulation. At the same time, the selection process does not exclude the possibility of promoting other environmental, social and corporate governance objectives with the investments underlying the investment fund than those currently provided for in the Taxonomy-Regulation.

The Taxonomy-Regulation (Art. 9) identifies environmentally sustainable activities based on their contribution to the following six environmental objectives:

- Climate change mitigation;
- Climate change adaptation;
- The sustainable use and protection of water and marine resources;
- The transition to a circular economy;
- Pollution prevention and control;

The protection and restoration of biodiversity and ecosystems. An economic activity is considered environmentally sustainable if it makes a significant contribution to one or more of the six environmental objectives, does not significantly compromise any of the environmental objectives, and is carried out in compliance with the minimum safeguards set forth in Art. 18 of the Taxonomy-Regulation.

The investment fund contributes to the objectives mentioned in Art. 9 of the Taxonomy-Regulation.

The breakdown of the share of investments for the EU taxonomy objectives mentioned in the previous questions, to which the investment fund contributed, is currently only possible to a limited extent due to the insufficient data situation.

A statement is currently only possible for the following environmental objectives as defined by the Taxonomy-Regulation:

- Climate protection: 3.15 %
- Climate change adaptation: 0.03 %

Due to the insufficient data situation, it is currently not possible to make a more differentiated allocation of the contribution of the sustainable facility to the stated goals.

In the past reporting period, sustainable investments were made with social objectives, among others.

Their description is discussed above.

If the disclosure of the companies in which investments are made does not readily indicate the extent to which the investments are made in environmentally sustainable business activities, data, if available, from ESG research partners is used.

Direct investments in securities and investments in investment funds (indirect investments) managed by the management company

The social and environmental objectives of the investment fund correspond to the focuses presented above. The sustainable investment process of the investment fund ensures that no investments are made in issuers that violate these criteria. In addition, security selection taking the ESGenius score into account results in issuers being preferred for the portfolio that have a lower risk of adverse impacts on the environmental and social objectives of the fund, and that make a positive environmental and/or social contribution through their exemplary management of these risks.

All issuers in which the Fund invests are analysed and selected before acquisition on the basis of a predefined sustainability process. The proprietary ESGenius process provides a comprehensive ESG analysis of each issuer based on its specific ESG risk profile and the measures taken to mitigate these risks. Based on the results of this analysis, the ESGenius rating, only those issuers that achieve a score of at least 50 of 100 possible points are eligible for investment based on a best-in-class approach. This minimum score can be higher depending on the sector of the economy in which the issuer is active. All issuers are also evaluated for violations of the Fund's exclusion criteria. This excludes at least half of the analysed issuers from the eligible universe of the Fund. The investment universe is assessed for compliance with these criteria at least once per quarter and updated as needed. Compliance with the eligible investment universe is verified daily. Securities from issuers that no longer meet the sustainability criteria of the Fund are sold while protecting Unit-holder interests.

Moreover, social, and environmental characteristics are promoted by applying exclusion criteria.

These are available on the following website:

<https://www.erste-am.at/en/private-investors/sustainability/publications-and-guidelines>

The Management Company also exercises an active ownership function. Through Commitment to Issuers and the Exercise of Voting Rights in the analysed investment universe, contributions are made to the improvement of the environmental and social performance of these companies.

The focus topics of the ESG analysis, selection process, and active ownership practices are adapted to the specific ESG risk profile of each issuer.

Investments in investment funds (indirect investments) managed by external management companies

All invested investment funds managed by external management companies shall be officially classified as Art. 8 or 9 in accordance with the Disclosure Regulation by their manufacturer or at least comply with good governance rules. This is not applicable to invested government bond funds.

In addition, the sustainable/ESG investment process of all such investment funds undergo a pre investment due diligence. Only investment funds demonstrating an ESG selection process and

ESG criteria similar to those of ERSTE RESPONSIBLE funds will be whitelisted for investment. Compliance with this requirement is reviewed on a regular basis. Funds, which's ESG standard no longer meet the ERSTE RESPONSIBLE standards are deleted from the whitelist and divested in the best interests of the investors.

In the case of the use of third party funds, based on the ESG fund selection criteria of the Management Company and the analysis of the investment process as disclosed by the respective producer, it is expected that these third party funds will have similar environmental and social characteristics as the funds managed by the Management Company. Nevertheless, differences may remain.

Therefore the objectives of the sustainable investments that these investment funds partially intends to make and the ways the sustainable investment contribute to such objectives are those defined by their respective producers.

● ***How did the sustainable investments that the financial product partially made not cause significant harm to any environmental or social sustainable investment objective?***

Direct investments in securities and investments in investment funds (indirect investments) managed by the management company

The sustainable investments described below, which comprise part of this financial product, do no significant harm to the environmental or social sustainable investment objectives because this financial product invests solely in issuers that have been qualified as sustainable by the Management Company based on the sustainable investment process described above. This categorisation sets forth that issuers may have no significant adverse impacts on environmental or social factors, as such a violation would preclude an investment based on the binding ESG characteristics of this investment process.

Investments in investment funds (indirect investments) managed by external management companies

All invested investment funds managed by external management companies shall be officially classified as Art. 8 or 9 in accordance with the Disclosure Regulation by their manufacturer or at least comply with good governance rules. This is not applicable to invested government bond funds.

In addition, the sustainable/ESG investment process of all such investment funds undergo a pre investment due diligence. Only investment funds demonstrating an ESG selection process and ESG criteria similar to those of ERSTE RESPONSIBLE funds will be whitelisted for investment. Compliance with this requirement is reviewed on a regular basis. Funds, which's ESG standard no longer meet the ERSTE RESPONSIBLE standards are deleted from the whitelist and divested in the best interests of the investors.

The sustainable investments partially made with these investment funds and how the sustainable investments partially made with these investment funds do not cause significant harm to an environmental or social sustainable investment objective are defined by their respective manufacturers.

How were the indicators for adverse impacts on sustainability factors taken into account?

Direct investments in securities and investments in investment funds (indirect investments) managed by the management company

Consideration and reduction of key adverse impacts on sustainability factors ("Principle Adverse Impact - "PAI") was performed during the reporting period through the following procedures and methods: Application of social and environmental exclusion criteria.

These can be viewed on the following website:

<https://www.erste-am.at/en/private-investors/sustainability/publications-and-guidelines>

Principal adverse impacts are the most significant negative impacts of investment decisions on sustainability factors relating to environmental, social and employee matters, respect for human rights, antic orruption and antibribery matters.

All 14 PAIs from Table 1 of the RTS, that apply to the investment fund were taken into account. The investment fund also takes the following PAIs from Tables 2 and 3, Annex I of the RTS into account:

- Indicator 8 (Table 2) - Exposure to areas of high water stress (share of investments in investee companies with sites located in areas of high water stress without a water management policy)
- Indicator 14 (Table 3) - Number of identified cases of severe human rights issues and incidents (number of cases of severe human rights issues and incidents connected to investee companies on a weighted average basis)

In addition, all issuers in which the Fund invests are analysed and selected before acquisition on the basis of a predefined sustainability process. The proprietary ESGenius process provides a comprehensive ESG analysis of each issuer based on its specific ESG risk profile and the measures taken to mitigate these risks. Based on the results of this analysis, the ESGenius rating, only those issuers that achieve at least an ESGenius score on the predefined minimum score are eligible for investment. This minimum score can be higher depending on the sector of the economy in which the issuer is active. For investments for which no ESGenius rating is available, the application of the good governance requirements ensures that PAI is taken into account on a fundamental level.

This excludes at least half of the analysed issuers from the eligible universe of the Fund.

The investment universe is assessed for compliance with these criteria at least once per quarter and updated as needed. Compliance with the eligible investment universe is verified daily. Securities from issuers that no longer meet the sustainability criteria of the Fund are sold while protecting Unit-holder interests.

During the reporting period, this led to a significant reduction in the principal adverse impacts on sustainability factors from the investments held by the Fund.

Investments in investment funds (indirect investments) managed by external management companies

All invested investment funds managed by external management companies shall be officially classified as Art. 8 or Art. 9 in accordance with the Disclosure Regulation by their manufacturer or at least comply with good governance rules. This is not applicable to invested government bond funds.

In addition, the sustainable/ESG investment process of all such investment funds undergo a pre investment due diligence. Only investment funds demonstrating an ESG selection process and ESG criteria similar to those of ERSTE RESPONSIBLE funds will be whitelisted for investment. Compliance with this requirement is reviewed on a regular basis. Funds, which's ESG standard no longer meet the ERSTE RESPONSIBLE standards are deleted from the whitelist and divested in the best interests of the investors.

Based on the management companies' ESG fund selection criteria and the analysis of the investment process, as disclosed by the respective manufacturer, it is expected that third party funds demonstrate similar environmental and social characteristics as funds managed by the management company. Nevertheless, differences can persist.

The indicators for adverse impacts on the sustainability factors were therefore taken into account in the way they were defined by the respective manufacturers.

Were sustainable investments aligned with the OECD Guidelines for Multinational Enterprises and the UN Guiding Principles on Business and Human Rights? Details: Direct investments in securities and investments in investment funds (indirect investments) managed by the management company

Sustainable investments are made by applying the exclusion criteria described above and taking into account the ESG analysis of issuers following the OECD Guidelines for Multinational Enterprises and the United Nations Guiding Principles on Business and Human Rights. Details are available on the following website:

<https://www.erste-am.at/en/private-investors/sustainability/publications-and-guidelines>

Investments in investment funds (indirect investments) managed by external management companies

All invested mutual funds managed by external management companies must be classified as either Art. 8 or 9 under the Disclosure Regulation or at least comply with the requirements for good corporate governance. This does not apply to invested government bond funds. How the sustainable investments comply with OECD Guidelines for Multinational Enterprises and the United Nations Guiding Principles on Business and Human Rights can be found in the documents of the external management companies.

These were assessed and complied with throughout the reporting period as described above.

The EU Taxonomy sets out a “do not significant harm” principle by which Taxonomy-aligned investments should not significantly harm EU Taxonomy objectives and is accompanied by specific Union criteria.

The “do no significant harm” principle applies only to those investments underlying the financial product that take into account the Union criteria for environmentally sustainable economic activities. The investments underlying the remaining portion of this financial product do not take into account the Union criteria for environmentally sustainable economic activities.

Any other sustainable investments must also not significantly harm any environmental or social objectives.



How did this financial product consider principal adverse impacts on sustainability factors?

Direct investments in securities and investments in investment funds (indirect investments) managed by the management company

The Management Company takes into account the principal adverse impacts (PAI) on sustainability factors in the investment strategy of this Fund.

The process described here was complied with throughout the reporting period.

All climate and other environment-related indicators and indicators for social and employee, respect for human rights, anti-corruption, and anti-bribery matters as set forth in Annex I of the RTS are taken into account in principle. However, it must be noted that not every indicator is relevant for every investment made by the Fund. The investment process ensures that all environmental, social, and corporate governance criteria that are relevant for the assessment of the respective investment are taken into account in the assessment of that investment.

In addition to taking the above indicators into account, the investment process also employs the optional indicators from Tables 2 and 3 of Annex I to the RTS where sufficient data is available

The Management Company considers the avoidance of greenhouse gas emissions, the responsible use of water, and respecting human rights to be the most important PAI.

Fundamentally, the PAI are taken into account not using quantitative requirements, but through the structured inclusion of the respective criteria in the sustainability analysis that is part of the Fund's investment process.

The most important PAI of the Fund are taken into account through multiple elements of the investment process. The following table shows the key process elements where this occurs on the basis of the Management Company's ESG toolbox.

Erste Asset Management ESG-Toolbox – PAI Consideration

Principal Adverse Impacts (PAI)		Exclusion Criteria			ESG Analysis / Best in Class		Integration	Engagement	Voting	Themed Funds	Focused sustainability impact	Austrian ECO label / FNG label	
		Minimum Criteria	Exclusions	Normsbased Screening	ESG Risk Analysis	Best in Class							
Environment	Greenhouse gas emissions	✓	✓		✓	✓		✓	✓	not applicable			
	Biodiversity	✓			✓	✓		✓	✓				
	Water				✓	✓		✓	✓				
	Waste		✓		✓	✓		✓	✓				
Social & employee matters	UN Global Compact		✓	✓	✓	✓		✓	✓				
	OECD Guidelines for Multinational Enterprise		✓	✓	✓	✓		✓	✓				
	Gender equality		✓	✓	✓	✓		✓	✓				
	Controversial weapons	✓											

In this, measures including the following are taken:

1. GHG emissions
2. Carbon footprint
3. GHG intensity of investee companies
4. Exposure to companies active in the fossil fuel sector
5. Share of non-renewable energy consumption and production
6. Energy consumption intensity per high impact climate sector
7. Activities negatively affecting biodiversity-sensitive areas
8. Emissions to water
9. Hazardous waste and radioactive waste ratio
10. Violations of UN Global Compact principles and Organisation for Economic Cooperation and Development (OECD) Guidelines for Multinational Enterprises
11. Lack of processes and compliance mechanisms to monitor compliance with UN Global Compact principles and OECD Guidelines for Multinational Enterprises
12. Unadjusted gender pay gap
13. Board gender diversity
14. Exposure to controversial weapons (anti-personnel mines, cluster munitions, chemical weapons and biological weapons)

Investments in investment funds (indirect investments) managed by external management companies

All invested investment funds managed by external management companies shall be officially classified as Art. 8 or Art. 9 in accordance with the Disclosure Regulation by their manufacturer or at least comply with good governance rules. This is not applicable to invested government bond funds.

In addition, the sustainable/ESG investment process of all such investment funds undergo a pre investment due diligence. Only investment funds demonstrating an ESG selection process and ESG criteria similar to those of ERSTE RESPONSIBLE funds will be whitelisted for investment. Compliance with this requirement is reviewed on a regular basis. Funds, which's ESG standard no longer meet the ERSTE RESPONSIBLE standards are deleted from the whitelist and divested in the best interests of the investors.

Based on the management companies' ESG fund selection criteria and the analysis of the investment process, as disclosed by the respective manufacturer, it is expected that third party funds demonstrate similar environmental and social characteristics as funds managed by the management company. Nevertheless, differences can persist.

Therefore, the indicators for adverse impacts on the sustainability factors were taken into account, in the way, they were defined by the respective manufacturers.



What were the top investments of this financial product?

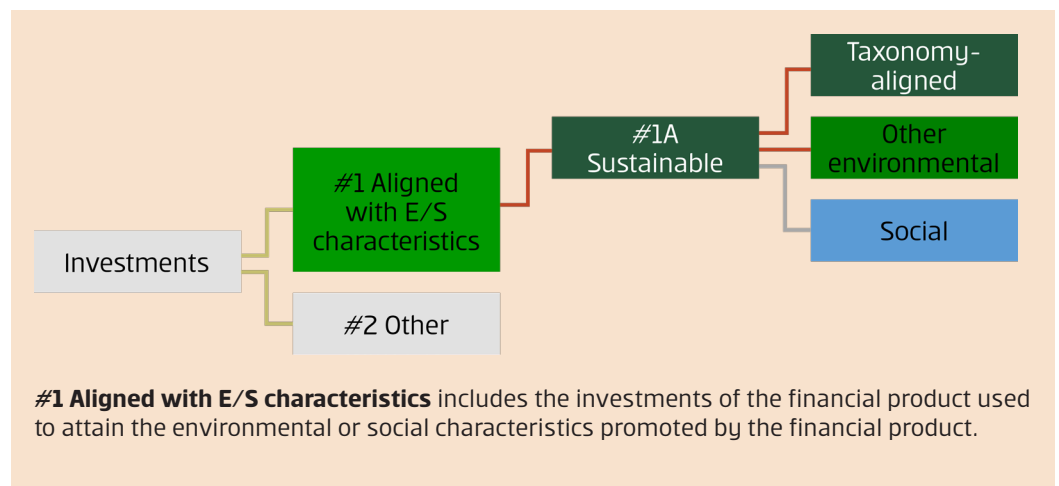
<i>Largest investments</i>	<i>Sector</i>	<i>% Assets</i>	<i>Country</i>
US00287Y1091 - ABBVIE INC. DL-,01	C - MANUFACTURING	3.42	US
US4781601046 - JOHNSON + JOHNSON DL 1	C - MANUFACTURING	3.18	US
US00206R1023 - AT + T INC. DL 1	J - INFORMATION AND COMMUNICATION	3.11	US
US7170811035 - PFIZER INC. DL-,05	C - MANUFACTURING	3.02	US
US4592001014 - INTL BUS. MACH. DL-,20	C - MANUFACTURING	3.00	US
US7134481081 - PEPSICO INC. DL-,0166	C - MANUFACTURING	2.61	US
US1101221083 - BRISTOL-MYERS SQUIBBDL-10	C - MANUFACTURING	2.41	US
US3755581036 - GILEAD SCIENCES DL-,001	M - PROFESSIONAL, SCIENTIFIC AND TECHNICAL ACTIVITIES	2.31	US
US2310211063 - CUMMINS INC. DL 2,50	C - MANUFACTURING	2.28	US
US9694571004 - WILLIAMS COS INC. DL 1	M - PROFESSIONAL, SCIENTIFIC AND TECHNICAL ACTIVITIES	2.08	US
JP3463000004 - TAKEDA PHARM.CO.LTD.	M - PROFESSIONAL, SCIENTIFIC AND TECHNICAL ACTIVITIES	2.08	JP
CH0011075394 - ZURICH INSUR.GR.NA.SFO,10	K - FINANCIAL AND INSURANCE ACTIVITIES	2.07	CH
CA4488112083 - HYDRO ONE LTD	D - ELECTRICITY, GAS, STEAM AND AIR CONDITIONING SUPPLY	2.07	CA
US2091151041 - CONSOLIDATED EDISON	D - ELECTRICITY, GAS, STEAM AND AIR CONDITIONING SUPPLY	2.04	US
FRO000120628 - AXA S.A. INH. EO 2,29	K - FINANCIAL AND INSURANCE ACTIVITIES	2.03	FR

The list includes the investments constituting **the greatest proportion of investments** of the financial product during the reference period which is:



What was the proportion of sustainability-related investments?

- **What was the asset allocation?**



Asset allocation describes the share of investments in specific assets.

#2 Other includes the remaining investments of the financial product which are neither aligned with the environmental or social characteristics, nor are qualified as sustainable investments.

The category **#1 Aligned with E/S characteristics** covers:

- The sub-category **#1A Sustainable** covers environmentally and socially sustainable investments.
- The sub-category **#1B Other E/S characteristics** covers investments aligned with the environmental or social characteristics that do not qualify as sustainable investments.

The investments of the financial product made to achieve the advertised environmental or social characteristics amounted to 96.33 %.

During the reporting period, the Fund invested 96.33 % of the fund assets in sustainable investments in accordance with Art 2 no 17 of the Disclosure Regulation.

Of this, 3.34 % were environmentally sustainable investments in accordance with the Taxonomy-Regulation.

Other environmentally sustainable investments comprised 92.99 % of the fund assets.

96.33 % of the fund assets fulfil the characteristics of socially sustainable investments.

Other investments accounted for 3.67 %.

All investments must confirm with this sustainability approach at the time of purchase, and thus qualify as sustainable in the sense of the Disclosure Regulation. In the event that an investment is identified as no longer qualifying as sustainable during the regular update of the ESG analysis, it must be sold while protecting the interests of Unit-holders.

Apart from a possible certification of the sustainability process, compliance with the requirements for environmentally sustainable business activities set out in Art. 3 of the Taxonomy-Regulation is neither confirmed by an auditor nor verified by third parties.

The level of investment in environmentally sustainable business activities is measured in terms of sales revenue based on available data. This allows for better comparability (also for investors) with other indicators to show sustainability. The management company currently receives this data from third parties (research providers).

● ***In which economic sectors were the investments made?***

<i>Economic sectors</i>	<i>% Share</i>
C - MANUFACTURING	44.77
M - PROFESSIONAL, SCIENTIFIC AND TECHNICAL ACTIVITIES	17.65
K - FINANCIAL AND INSURANCE ACTIVITIES	13.45
J - INFORMATION AND COMMUNICATION	11.15
D - ELECTRICITY, GAS, STEAM AND AIR CONDITIONING SUPPLY	6.04
H - TRANSPORTATION AND STORAGE	3.06
L - REAL ESTATE ACTIVITIES	2.15
G - WHOLESALE AND RETAIL TRADE; REPAIR OF MOTOR VEHICLES AND MOTORCYCLES	1.73



To what extent were the sustainable investments with an environmental objective aligned with the EU Taxonomy?

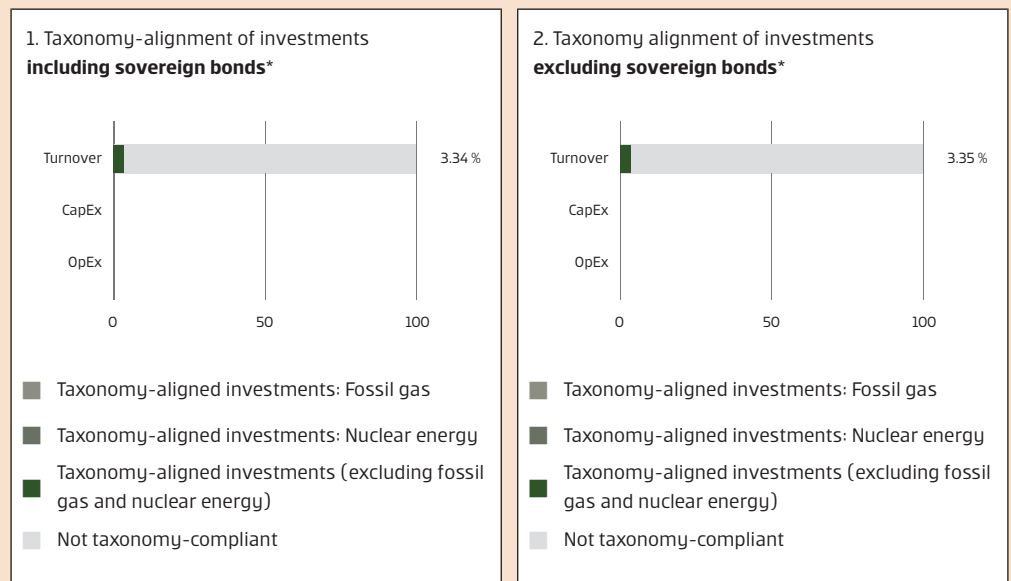
Did the financial product invest in fossil gas and/or nuclear energy related activities complying with the EU Taxonomy¹?

Yes
 In fossil gas
 In nuclear energy
 No

Sales from fossil gas and/or nuclear energy are not included in the taxonomy report. Only after the completion of the corresponding calculation methods by the European legislator and the complete availability of data, the disclosure of a possible share can be made.

¹ Fossil gas and/or nuclear related activities will only comply with the EU Taxonomy where they contribute to limiting climate change ("climate change mitigation") and do not significantly harm any EU Taxonomy objective - see explanatory note in the left hand margin. The full criteria for fossil gas and nuclear energy economic activities that comply with the EU Taxonomy are laid down in Commission Delegated Regulation (EU) 2022/1214.

The graphs below show in green the percentage of investments that were aligned with the EU Taxonomy. As there is no appropriate methodology to determine the taxonomy-alignment of sovereign bonds*, the first graph shows the Taxonomy alignment in relation to all the investments of the financial product including sovereign bonds, while the second graph shows the Taxonomy alignment only in relation to the investments of the financial product other than sovereign bonds.



* For the purpose of these graphs, 'sovereign bonds' consist of all sovereign exposures

The breakdown of the share of investments for the EU taxonomy objectives mentioned in the previous questions, to which the Fund contributed, is currently only possible to a limited extent due to the insufficient data situation.

A statement is currently only possible for the following environmental objectives as defined by the Taxonomy-Regulation:

- Climate protection: 3.15 %
- Climate change adaptation: 0.03 %

The stated values refer to the Taxonomy-alignment of investments including sovereign bonds.

To comply with the EU Taxonomy, the criteria for **fossil gas** include limitations on emissions and switching to renewable power or low-carbon fuels by the end of 2035. For **nuclear energy**, the criteria include comprehensive safety and waste management rules.

Taxonomy-aligned activities are expressed as a share of:

- **turnover** reflects the "greenness" of investee companies today.
- **capital expenditure (CapEx)** shows the green investments made by investee companies, relevant for a transition to a green economy.
- **operational expenditure (OpEx)** reflects the green operational activities of investee companies.

Due to the insufficient data situation, it is currently not possible to make a more differentiated allocation of the contribution of the sustainable facility to the stated goals.


Enabling activities

directly enable other activities to make a substantial contribution to an environmental objective.

Transitional activities

are activities for which low-carbon alternatives are not yet available and among others have greenhouse gas emission levels corresponding to the best performance.

- **What was the share of investments made in transitional and enabling activities?**
No data available.
- **How did the percentage of investments that were aligned with the EU Taxonomy compare with previous reference periods?**
Not relevant for the first reporting period.

 are sustainable investments with an environmental objective that **do not take into account** the criteria for environmentally sustainable economic activities under Regulation (EU) 2020/852.



What was the share of sustainable investments with an environmental objective not aligned with the EU Taxonomy?

Other environmentally sustainable investments comprised 92.99 % of the fund assets.

The Taxonomy-Regulation currently only takes into account ecologically sustainable products and services from environmental technologies that are offered commercially. Ecologically sustainable business activities in the production of goods of other economic sectors are not referenced.

The management company believes that any action should also be evaluated according to its positive or negative contribution, and that such positive contributions are essential in the transition to a climate-friendly and/or environmentally sustainable economy. The investment process of this investment fund analyzes the ecologically sustainable business conduct of all invested companies and selects those companies where an ecologically responsible economic activity is recognized, also outside of pure environmental technologies as defined by the Taxonomy-Regulation. These investments had to comply with this sustainability approach at the time of acquisition and can therefore be classified as ecologically sustainable within the meaning of the Disclosure Regulation, irrespective of their categorization as ecologically sustainable economic activities within the meaning of the Taxonomy-Regulation.



What was the share of socially sustainable investments?

96.33 % of the fund assets qualify as socially sustainable investments.



What investments were included under "other", what was their purpose and were there any minimum environmental or social safeguards?

Direct investments in securities and investments in investment funds (indirect investments) managed by the management company

Item #2 includes only demand deposits, time deposits and derivatives. Derivatives held by the investment fund are for hedging purposes, demand deposits and time deposits refer to cash held as additional liquidity. The achievement of the sustainable investment objective is not

permanently impaired by these investments falling under item #2 and their use because these assets are currently considered neutral from an environmental and social perspective.

All other investments held in the Fund (# Item 1) must be qualified by the Management Company as sustainable on the basis of the predefined screening process at the time of acquisition. The application of social and environmental exclusion criteria and the proprietary ESG analysis along with the Best-In-Class approach that is based on this analysis affords a minimum degree of comprehensive basic environmental and social protection for the entire Fund.

Investments in investment funds (indirect investments) managed by external management companies

The investment purpose of the investments included in Third Party Funds listed in Item #2 and any minimum environmental or social protections are those established and disclosed by their respective producers in accordance with the Disclosure Regulation.



What actions have been taken to meet the environmental and/or social characteristics during the reference period?

Direct investments in securities and investments in investment funds (indirect investments) managed by the management company

The investment process described above was applied in full. The ESG criteria were complied with continuously in terms of the environmental, social, and ethical exclusion criteria as well as the ESG analysis conducted via the Management Company's proprietary ESGenius model. This was ensured by the quarterly review and update of the investable universe by the responsible Responsible Investments team as well as a daily review of the investment fund by Risk Management.

The Fund is subject to the engagement policy that the Management Company has defined in accordance with Article 3g of Regulation (EU) 2007/36. This sets forth extensive focuses on environmental and social topics.

The complete engagement policy can be found on the Management Company's website:

https://cdn0.erstegroup.com/content/dam/at/eam/common/files/ESG/stewardship-policy/Stewardship_Policy_EN.pdf

All engagement activities undertaken by the Management Company are presented in the annual engagement reports.

These can be viewed on the following website:

<https://www.erste-am.at/en/private-investors/sustainability/publications-and-guidelines#/active-ownership>

The management company exercises its rights as a shareholder in accordance with its voting policy. This policy and the detailed voting behavior of the management company for the past calendar year are available on the following website:

https://cdn0.erstegroup.com/content/dam/at/eam/common/files/ESG/VotingPolicy/EAM_Voting_Policy_EN.pdf

Investments in investment funds (indirect investments) managed by external management companies

All invested investment funds managed by external management companies shall be officially classified as Art. 8 or Art. 9 in accordance with the Disclosure Regulation by their manufacturer or at least comply with good governance rules. This is not applicable to invested government bond funds.

The monitoring of environmental or social characteristics is ensured by the investment process described above as well as by the daily review of all investments in investment funds managed by external management companies by the risk management of the management company. It is assumed that the indirect investments held in investment funds managed by third party management companies are reviewed by the risk management processes of these management companies and therefore comply with all regulatory requirements.



How did this financial product perform compared to the reference benchmark?

No index was assigned as a reference benchmark for the attainment of environmental and/or social objectives.

- ***How does the reference benchmark differ from a broad market index?***
Not applicable

- ***How did this financial product perform with regard to the sustainability indicators to determine the alignment of the reference benchmark with the environmental or social characteristics promoted?***
Not applicable

- ***How did this financial product perform compared with the reference benchmark?***
Not applicable

- ***How did this financial product perform compared with the broad market index?***
Not applicable

Reference benchmarks are indexes to measure whether the financial product attains the environmental or social characteristics that they promote.

Fund Rules

The Fund Rules for ERSTE RESPONSIBLE STOCK DIVIDEND, jointly owned fund pursuant to the Austrian Investment Fund Act (Investmentfondsgesetz; InvFG) 2011 as amended, were approved by the Austrian Financial Market Authority (FMA).

The Fund is an undertaking for collective investment in transferable securities (UCITS) and is managed by Erste Asset Management GmbH (the "Management Company" in the following), which has its registered office in Vienna.

Article 1 Fund Units

The joint ownership of the fund assets is evidenced by certificates having the characteristics of a bearer unit.

The unit certificates are depicted in separate global certificates for each unit category. For this reason, individual unit certificates cannot be issued.

Article 2 Depositary Bank (Depositary)

The depositary bank (depositary) appointed for the Fund is Erste Group Bank AG, Vienna.

The payment offices for unit certificates are the depositary bank (depositary) and any other payment offices named in the prospectus.

Article 3 Investment Instruments and Principles

The following assets may be selected for the Fund in accordance with the InvFG.

The Fund invests predominantly, in other words at least 51% of its assets, in stocks that the Management Company has determined to be sustainable on the basis of a predefined screening process in the form of directly purchased individual instruments, in other words not indirectly or directly through investment funds or through derivatives. Stocks with high dividend yields are generally favoured in this screening process.

The fund assets are invested in the following instruments in accordance with the investment focus described above.

The Fund may invest in units in investment funds with investment restrictions that deviate from those of the Fund in terms of the investment focus described above and the restrictions regarding investment instruments defined below. This will not impair compliance with the investment focus described above at any time.

a) Transferable securities

Transferable securities (including securities with embedded derivative financial instruments) comprise at least 51% of the fund assets.

b) Money market instruments

Money market instruments may comprise up to 49% of the fund assets.

c) Transferable securities and money market instruments

The Fund may purchase transferable securities and money market instruments that are not fully paid up as well as subscription rights for these types of instruments and other financial instruments that are not fully paid up.

Transferable securities and money market instruments may be purchased for the Fund when they meet the criteria regarding listing or trading on a regulated market or a securities exchange pursuant to the InvFG.

Transferable securities and money market instruments that do not meet the criteria described in the previous paragraph may comprise up to 10% of the fund assets in total.

d) Units in investment funds

Units in investment funds (UCITS, UCI) may comprise up to 10% of the fund assets per individual issue and may comprise up to 10% in aggregate total, provided that the target funds themselves (UCITS or UCI) do not invest more than 10% of their fund assets in units of other investment funds.

e) Derivative financial instruments

Derivative financial instruments can be used as part of the investment strategy and for hedging purposes, and may comprise up to 35% of the fund assets.

f) Risk measurement method(s) of the Fund

The Fund applies the following risk measurement methods: commitment approach

The commitment value is determined according to § 3 of the 4th FMA Regulation on Risk Calculation and Reporting of Derivative Instruments (4. Derivate-Risikoberechnungs- und MeldeV) as amended.

g) Demand deposits or deposits with the right to be withdrawn

Demand deposits and deposits with the right to be withdrawn with a maximum term of 12 months may comprise up to 49% of the fund assets.

There are no minimum bank balance requirements.

However, in the course of the restructuring of the fund portfolio and/or in the case of the justified expectation of impending losses experienced by transferable securities, the Fund can hold a proportion of transferable securities below the specified limit and a higher proportion of demand deposits or deposits with the right to be withdrawn with a maximum term of 12 months.

h) Acceptance of short-term loans

The Management Company may accept short-term loans for the account of the Fund up to an amount of 10% of the total fund assets.

i) Repurchase agreements

Does not apply.

j) Securities lending

Does not apply.

Investment instruments may only be purchased for the entire Fund and not for individual unit categories or groups of unit categories.

This does not apply to currency hedging transactions, however. Such transactions can also be concluded solely for a single unit category. Expenses and income resulting from currency hedging transactions shall be allocated solely to the respective unit category.

Article 4 Issue and Redemption Procedure

The unit value shall be calculated in the currency of the respective unit category.

The unit value is calculated at the same time as the issue and redemption price.

Issue of units and front-end surcharge

The issue price will be calculated and units issued on each Austrian exchange trading day with the exception of bank holidays.

The issue price shall be made up of the unit value plus a surcharge per unit amounting to up to 3.5% to cover the costs incurred by the Management Company in issuing the unit, rounded up to the next equivalent sub-unit of the currency unit specified for the respective unit category in the prospectus.

The Management Company shall be entitled to apply a sliding front-end surcharge scale at its own discretion.

There is no limit on the issue of units in principle. However, the Management Company reserves the right to temporarily or permanently suspend the issue of unit certificates.

Redemption of units and back-end commission

The redemption price will be calculated and units redeemed on each Austrian exchange trading day with the exception of bank holidays.

The redemption price is the unit value rounded down to the next equivalent sub-unit of the currency unit specified for the respective unit category in the prospectus. No back-end commission will be charged.

Upon request by the Unit-holder, his units shall be redeemed at the current redemption price in return for the unit certificate.

**Article 5
Accounting Year**

The accounting year of the Fund is from 1 March to the last day of February.

**Article 6
Unit Categories and Use of Earnings**

The Fund features three different unit categories and the corresponding certificates: dividend-bearing units, non-dividend-bearing units with capital gains tax withholding, and non-dividend-bearing units without capital gains tax withholding, with certificates being issued for one unit each and also for fractional units.

Various unit categories may be issued for this Fund. The creation of unit categories and the issue of units of a specific category shall be decided at the discretion of the Management Company.

Use of earnings for dividend-bearing units

The earnings generated during the accounting year (interest and dividends) less all costs can be distributed as deemed appropriate by the Management Company. Dividend disbursement may be omitted in the interests of the Unit-holders. Dividends may also be disbursed at the discretion of the Management Company from earnings generated by the sale of fund assets, including subscription rights. Disbursements of fund assets and interim dividends may be paid.

The fund assets may in no case fall below the legally stipulated minimum volume for termination as a result of dividend disbursements.

The amounts shall be paid to the holders of dividend-bearing units on or after 1 June of the following accounting year. The remaining amount shall be carried forward.

An amount calculated in accordance with the InvFG must also be paid out on or after 1 June to cover the capital gains tax assessed by the tax authorities on the dividend-equivalent earnings from the fund units unless the Management Company provides suitable proof from the banks managing the corresponding securities accounts that the unit certificates can only be held by Unit-holders who are not subject to Austrian personal income tax or corporation tax or who meet the conditions for exemption from capital gains tax according to § 94 EStG at the time of payment.

Use of earnings for non-dividend-bearing units with capital gains tax withholding

The earnings generated by the Fund during the accounting year less all costs will not be paid out. In the case of non-dividend-bearing units, an amount calculated in accordance with the InvFG must be paid out on or after 1 June to cover the capital gains tax assessed by the tax authorities on the dividend-equivalent earnings from the fund units unless the Management Company provides suitable proof from the banks managing the corresponding securities accounts that the unit certificates can only be held by Unit-holders who are not subject to Austrian personal income tax or corporation tax or who meet the conditions for exemption from capital gains tax according to § 94 EStG at the time of payment.

Use of earnings for non-dividend-bearing units without capital gains tax withholding (KESt-exempt non-dividend domestic and foreign unit category)

The earnings generated by the Fund during the accounting year less all costs will not be paid out. No payment pursuant to the InvFG will be made. The reference date for the exemption from KESt payment for the profit for the year for the purposes of the InvFG shall be 1 June of the following accounting year.

The Management Company shall provide suitable proof from the banks managing the corresponding securities accounts that the unit certificates could only be held by Unit-holders who are not subject to Austrian personal income tax or corporation tax or who met the conditions for exemption from capital gains tax according to § 94 of the Austrian Income Tax Act (Einkommensteuergesetz) at the time of payment.

If these requirements are not met at the time of payment, the amount calculated pursuant to the InvFG must be paid out by the credit institution managing the respective securities account.

**Article 7
Management Fee, Compensation for Expenses, Liquidation Fee**

The Management Company shall receive an annual fee for its administrative activities amounting to up to 1.20% of the fund assets as calculated and accrued on the basis of the daily fund volume. The fee will be charged to the fund assets once per month.

The Management Company shall be entitled to compensation for all expenses incurred in the administration of the Fund.

The Management Company shall be entitled to apply a sliding management fee scale at its own discretion.

The costs for the introduction of new unit categories for existing investment funds shall be assessed against the unit price of the new unit categories.

Upon liquidation of the Fund, the party processing the liquidation shall receive a fee in the amount of 0.5% of the fund assets.

Further information and details about this Fund can be found in the prospectus.

Annex to the Fund Rules

List of exchanges with official trading and organised markets (As of October 2021)

1. Exchanges with official trading and organised markets in the Member States of the EEA as well as exchanges in European countries outside of the EEA considered to be equivalent to regulated markets

Every Member State must maintain a current list of the authorised markets within its territory. This list must be submitted to the other Member States and the Commission.

According to this provision, the Commission is required to publish a list of the regulated markets registered with it by the Member States once per year.

Because of lower entry barriers and specialisation in different trading segments, the list of “regulated markets” is subject to significant changes. For this reason, the Commission will publish an up-to-date version of the list on its official website in addition to the annual publication of a list in the Official Journal of the European Union.

1.1. The currently valid list of regulated markets can be found at

https://registers.esma.europa.eu/publication/searchRegister?core=esma_registers_upreg *

1.2. The following exchanges are included in the list of regulated markets:

1.2.1. Luxembourg: Euro MTF Luxembourg

1.3. Recognised markets in the EEA according to § 67 (2) 2 InvFG:

Markets in the EEA that have been classified as recognised markets by the competent supervisory authorities.

2. Exchanges in European countries outside of the EEA

2.1.	Bosnia and Herzegovina:	Sarajevo, Banja Luka
2.2.	Montenegro:	Podgorica
2.3.	Russia:	Moscow Exchange
2.4.	Switzerland:	SIX Swiss Exchange AG, BX Swiss AG
2.5.	Serbia:	Belgrade
2.6.	Türkiye:	Istanbul (only “National Market” on the stock market)
2.7.	United Kingdom of Great Britain and Northern Ireland:	Cboe Europe Equities Regulated Market – Integrated Book Segment, London Metal Exchange, Cboe Europe Equities Regulated Market – Reference Price Book Segment, Cboe Europe Equities Regulated Market – Off-Book Segment, London Stock Exchange Regulated Market (derivatives), NEX Exchange Main Board (non-equity), London Stock Exchange Regulated Market, NEX Exchange Main Board (equity), Euronext London Regulated Market, ICE FUTURES EUROPE, ICE FUTURES EUROPE - AGRICULTURAL PRODUCTS DIVISION, ICE FUTURES EUROPE - FINANCIAL PRODUCTS DIVISION, ICE FUTURES EUROPE - EQUITY PRODUCTS DIVISION and Gibraltar Stock Exchange

3. Exchanges in non-European countries

3.1.	Australia:	Sydney, Hobart, Melbourne, Perth
3.2.	Argentina:	Buenos Aires
3.3.	Brazil:	Rio de Janeiro, Sao Paulo
3.4.	Chile:	Santiago
3.5.	China:	Shanghai Stock Exchange, Shenzhen Stock Exchange
3.6.	Hong Kong:	Hong Kong Stock Exchange
3.7.	India:	Mumbai
3.8.	Indonesia:	Jakarta
3.9.	Israel:	Tel Aviv
3.10.	Japan:	Tokyo, Osaka, Nagoya, Fukuoka, Sapporo
3.11.	Canada:	Toronto, Vancouver, Montreal
3.12.	Colombia:	Bolsa de Valores de Colombia
3.13.	Korea:	Korea Exchange (Seoul, Busan)

3.14.	Malaysia:	Kuala Lumpur, Bursa Malaysia Berhad
3.15.	Mexico:	Mexico City
3.16.	New Zealand:	Wellington, Auckland
3.17.	Peru:	Bolsa de Valores de Lima
3.18.	Philippines:	Philippine Stock Exchange
3.19.	Singapore:	Singapore Stock Exchange
3.20.	South Africa:	Johannesburg
3.21.	Taiwan:	Taipei
3.22.	Thailand:	Bangkok
3.23.	USA:	New York, NYCE American, New York Stock Exchange (NYSE), Philadelphia, Chicago, Boston, Cincinnati, Nasdaq
3.24.	Venezuela:	Caracas
3.25.	United Arab Emirates:	Abu Dhabi Securities Exchange (ADX)

4. Organised markets in countries outside of the European Union

4.1.	Japan:	over the counter market
4.2.	Canada:	over the counter market
4.3.	Korea:	over the counter market
4.4.	Switzerland:	over the counter market of the members of the International Capital Market Association (ICMA), Zurich
4.5.	USA:	over the counter market (under the supervision of an authority such as the SEC, FINRA, etc.)

5. Exchanges with futures and options markets

5.1.	Argentina:	Bolsa de Comercio de Buenos Aires
5.2.	Australia:	Australian Options Market, Australian Securities Exchange (ASX)
5.3.	Brazil:	Bolsa Brasileira de Futuros, Bolsa de Mercadorias & Futuros, Rio de Janeiro Stock Exchange, Sao Paulo Stock Exchange
5.4.	Hong Kong:	Hong Kong Futures Exchange Ltd.
5.5.	Japan:	Osaka Securities Exchange, Tokyo International Financial Futures Exchange, Tokyo Stock Exchange
5.6.	Canada:	Montreal Exchange, Toronto Futures Exchange
5.7.	Korea:	Korea Exchange (KRX)
5.8.	Mexico:	Mercado Mexicano de Derivados
5.9.	New Zealand:	New Zealand Futures & Options Exchange
5.10.	Philippines:	Manila International Futures Exchange
5.11.	Singapore:	The Singapore Exchange Limited (SGX)
5.12.	South Africa:	Johannesburg Stock Exchange (JSE), South African Futures Exchange (SAFEX)
5.13.	Türkiye:	TurkDEX
5.14.	USA:	NYCE American, Chicago Board Options Exchange, Chicago Board of Trade, Chicago Mercantile Exchange, Comex, FINEX, ICE Future US, Inc., New York, Nasdaq, New York Stock Exchange, Boston Options Exchange (BOX)

*) To open the list, select "Regulated market" under "Entity type" in the column on the left side of the page and then click "Search" (or "Show table columns" and "Update"). The link can be changed by the ESMA.

Note regarding the data used

The sections Income Statement and Changes in Fund Assets, Statement of Assets and Liabilities and Details and Explanation of Tax Treatment in this annual report were prepared on the basis of data from the depositary bank for the Fund.

The data and information provided by the depositary bank were collected with the greatest possible care and were checked solely for plausibility.

Note for retail funds:

Unless indicated otherwise, source: Erste Asset Management GmbH. Our languages of communication are German and English. The full prospectus as well as the complete Information for Investors pursuant to § 21 AIFMG (and any amendments to these documents) were published in Amtsblatt zur Wiener Zeitung in accordance with the provisions of the InvFG 2011 and AIFMG in conjunction with the InvFG 2011 as amended and are available free of charge at the registered office of the Investment Firm and at the head office of the depositary bank. The exact date of most recent publication of the prospectus and Information for Investors pursuant to § 21 AIFMG, the languages in which the key information documents are available, and any additional locations where the documents can be obtained can be viewed on the website www.erste-am.at.

www.erste-am.com

www.erste-am.at